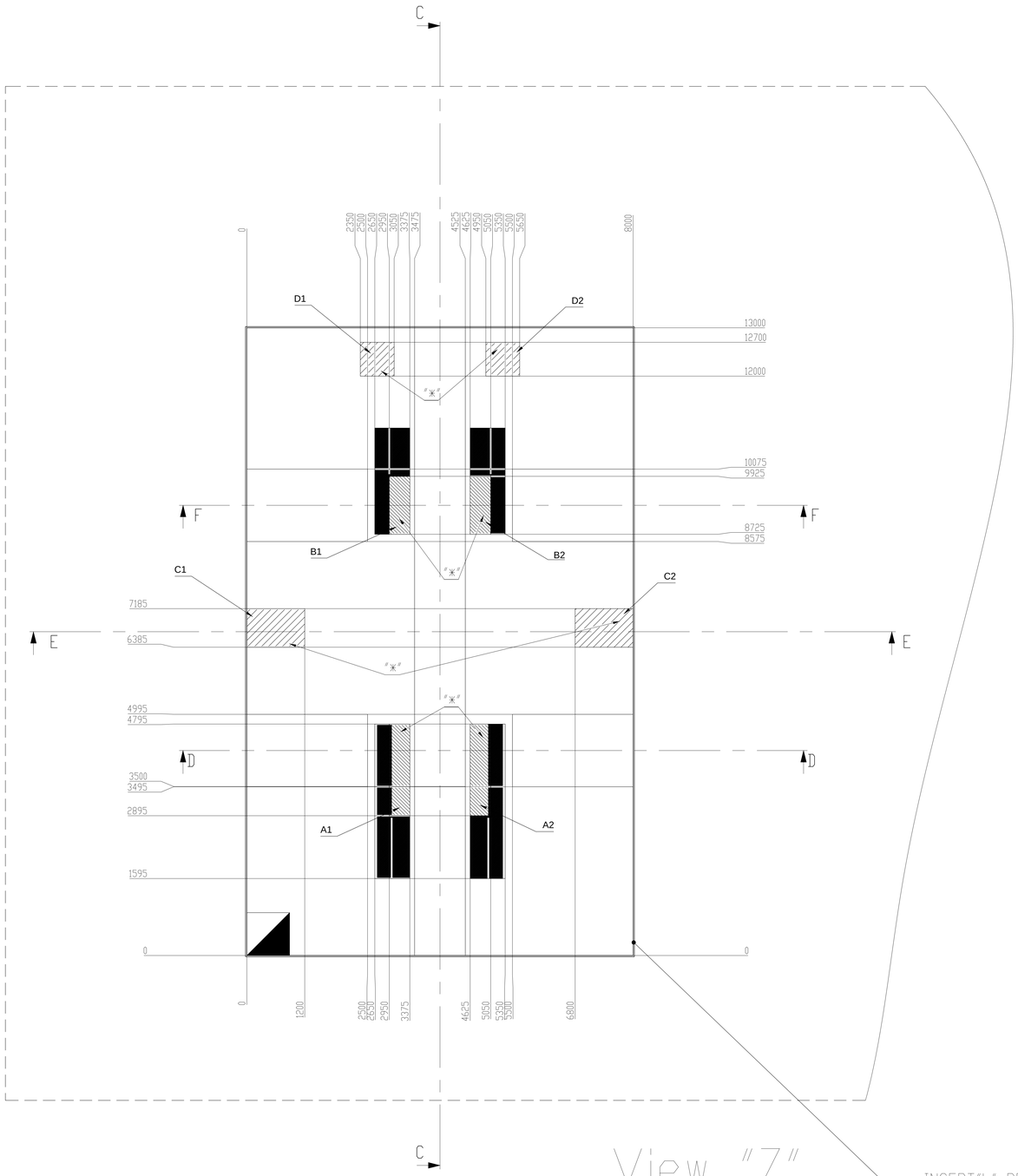


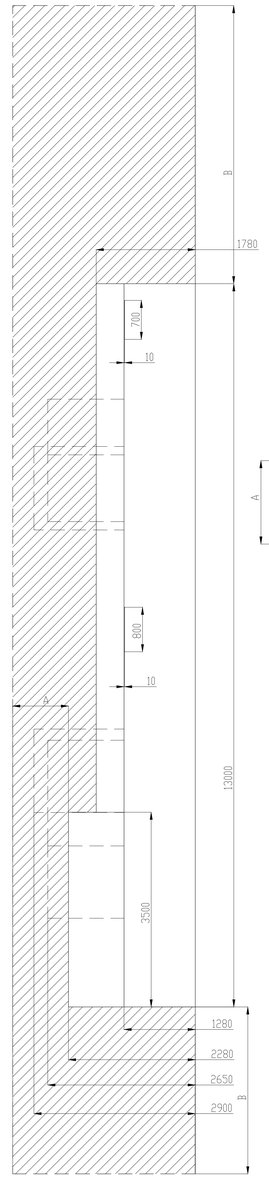


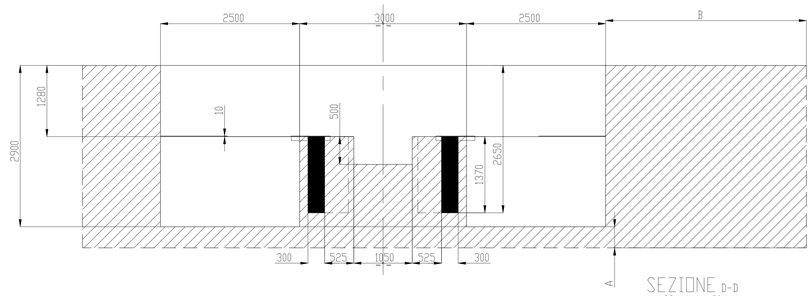


SEZIONE D-D
SCALA 1 : 80

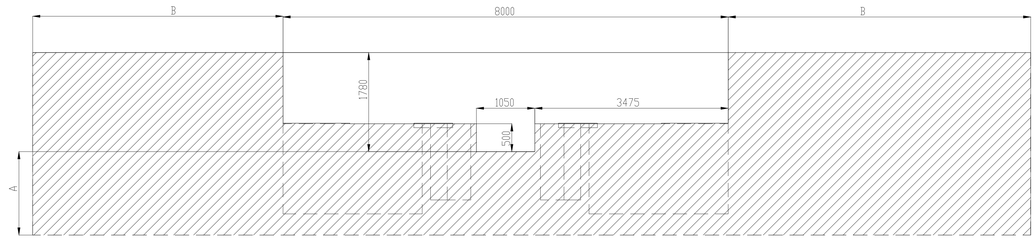


SEZIONE E-E
SCALA 1 : 80

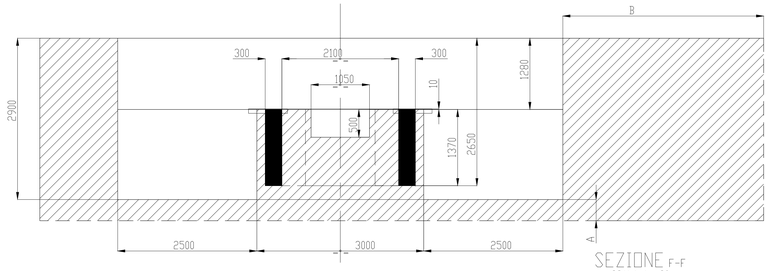


SEZIONE F-F
SCALA 1 : 80

| CASE | (+) traction (-) compression | Plate A1 | Plate A2 | Plate B1 | Plate B2 | Plate C1 | Plate C2 | Plate D1 | Plate D2 |
|---|---|---|---|---|---|---|---|---|---|
| A | **Dead weight** | -625 kN | -625 kN | -625 kN | -625 kN | -70kN | -70kN | +50kN | +50kN |
| B | **Plate centered on the machine [120 ton plate]** | -310 kN | -310 kN | -310 kN | -310 kN | | | | |
| C | **Max load on side support** | | | | | -300 kN | -300 kN | | |
| D | **Load of 40 ton on central support** | | | | | | | +300 kN | +300 kN |
| E | **Maximum load*** | -4500 kN | -4500 kN | -4500 kN | -4500 kN | | | | |
| *maximum possible load from the cylinders directly to the foundation in the event of a structural failure | | | | | | | | | |
| **USE CONCRETE MINIMUM RcK = 30 (Compression resistance 30 N/mm2)** | | | | | | | | | |
| **Maximum distributed load transmitted from the plate to the foundation (compression) = 10 N / mm2** | | | | | | | | | |
| **COMBINATION** | | **Plate A1** | **Plate A2** | **Plate B1** | **Plate B2** | **Plate C1** | **Plate C2** | **Plate D1** | **Plate D2** |
| **A+B+C+D** | | -935 kN | -935 kN | -935 kN | -935 kN | -370 kN | -370 kN | +350 kN | +350 kN |

Site preparation:

- Use only concrete RCK 30 minimum or equivalent
- The tierods, the nuts, the washers and the plates will be supplied by Sertom
- Realize the foundation groove according to the present drawing
- Arrange a concrete casting in the indicated groove (wall thickness depends on the load reported in view "Z" and on the type of ground), without filling the rooms of tierod marked in black
- Place the machine in the groove
- Level the machine
- Assembly the tierods to the baseplate of the machine using nuts and washers like shown in the pictures (see also the attached drawing)
- Fill the rooms of tierods with fast hardening concrete (suggested Emaco 55)
- Arrange the electrical connections
- Before using machine wait 28 days to allow the concrete to dry

View "Z"

INSERT"L" PROFILE 50x30x7 ALL AROUND THE PIT 13000x8000

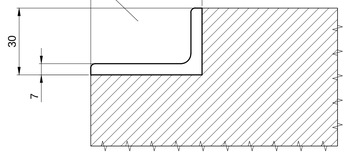


**"*": steel plates bedded into concrete with correct anchors**

**"A-B" DIMENSIONS: DEPENDING UPON FACTORY AND GROUND**

| | | | | | | | | |